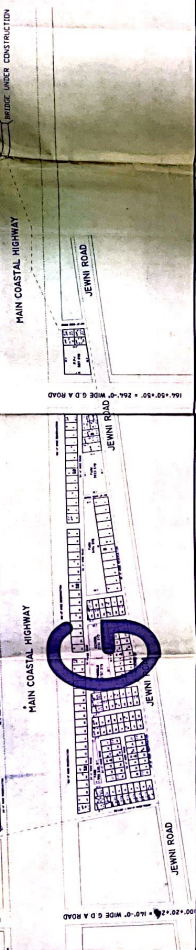

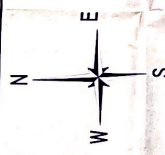


AREA NO	NO OF PLOTS	TOTAL SQ. FT.	NO OF PLOTS	TOTAL SQ. FT.
1	1	1000	1	1000
2	2	2000	2	2000
3	3	3000	3	3000
4	4	4000	4	4000
5	5	5000	5	5000
6	6	6000	6	6000
7	7	7000	7	7000
8	8	8000	8	8000
9	9	9000	9	9000
10	10	10000	10	10000
11	11	11000	11	11000
12	12	12000	12	12000
13	13	13000	13	13000
14	14	14000	14	14000
15	15	15000	15	15000
16	16	16000	16	16000
17	17	17000	17	17000
18	18	18000	18	18000
19	19	19000	19	19000
20	20	20000	20	20000
21	21	21000	21	21000
22	22	22000	22	22000
23	23	23000	23	23000
24	24	24000	24	24000
25	25	25000	25	25000
26	26	26000	26	26000
27	27	27000	27	27000
28	28	28000	28	28000
29	29	29000	29	29000
30	30	30000	30	30000
31	31	31000	31	31000
32	32	32000	32	32000
33	33	33000	33	33000
34	34	34000	34	34000
35	35	35000	35	35000
36	36	36000	36	36000
37	37	37000	37	37000
38	38	38000	38	38000
39	39	39000	39	39000
40	40	40000	40	40000
41	41	41000	41	41000
42	42	42000	42	42000
43	43	43000	43	43000
44	44	44000	44	44000
45	45	45000	45	45000
46	46	46000	46	46000
47	47	47000	47	47000
48	48	48000	48	48000
49	49	49000	49	49000
50	50	50000	50	50000
51	51	51000	51	51000
52	52	52000	52	52000
53	53	53000	53	53000
54	54	54000	54	54000
55	55	55000	55	55000
56	56	56000	56	56000
57	57	57000	57	57000
58	58	58000	58	58000
59	59	59000	59	59000
60	60	60000	60	60000
61	61	61000	61	61000
62	62	62000	62	62000
63	63	63000	63	63000
64	64	64000	64	64000
65	65	65000	65	65000
66	66	66000	66	66000
67	67	67000	67	67000
68	68	68000	68	68000
69	69	69000	69	69000
70	70	70000	70	70000
71	71	71000	71	71000
72	72	72000	72	72000
73	73	73000	73	73000
74	74	74000	74	74000
75	75	75000	75	75000
76	76	76000	76	76000
77	77	77000	77	77000
78	78	78000	78	78000
79	79	79000	79	79000
80	80	80000	80	80000
81	81	81000	81	81000
82	82	82000	82	82000
83	83	83000	83	83000
84	84	84000	84	84000
85	85	85000	85	85000
86	86	86000	86	86000
87	87	87000	87	87000
88	88	88000	88	88000
89	89	89000	89	89000
90	90	90000	90	90000
91	91	91000	91	91000
92	92	92000	92	92000
93	93	93000	93	93000
94	94	94000	94	94000
95	95	95000	95	95000
96	96	96000	96	96000
97	97	97000	97	97000
98	98	98000	98	98000
99	99	99000	99	99000
100	100	100000	100	100000



Scale: 1:1000  
 24/04/14

LAYOUT PLAN  
 Scale: 1:1000



Signature: *[Handwritten Signature]*

Signature: *[Handwritten Signature]*

PROPOSED LAYOUT PLAN OF MEASURING 478-0 ACRES SITUATED AT KHATOONI NO.111, KHASRA NOS. 28, 31, 32, 46, 48, 49, 79, 84, TO 87, CHITTI SHUMALI, GWADAR.